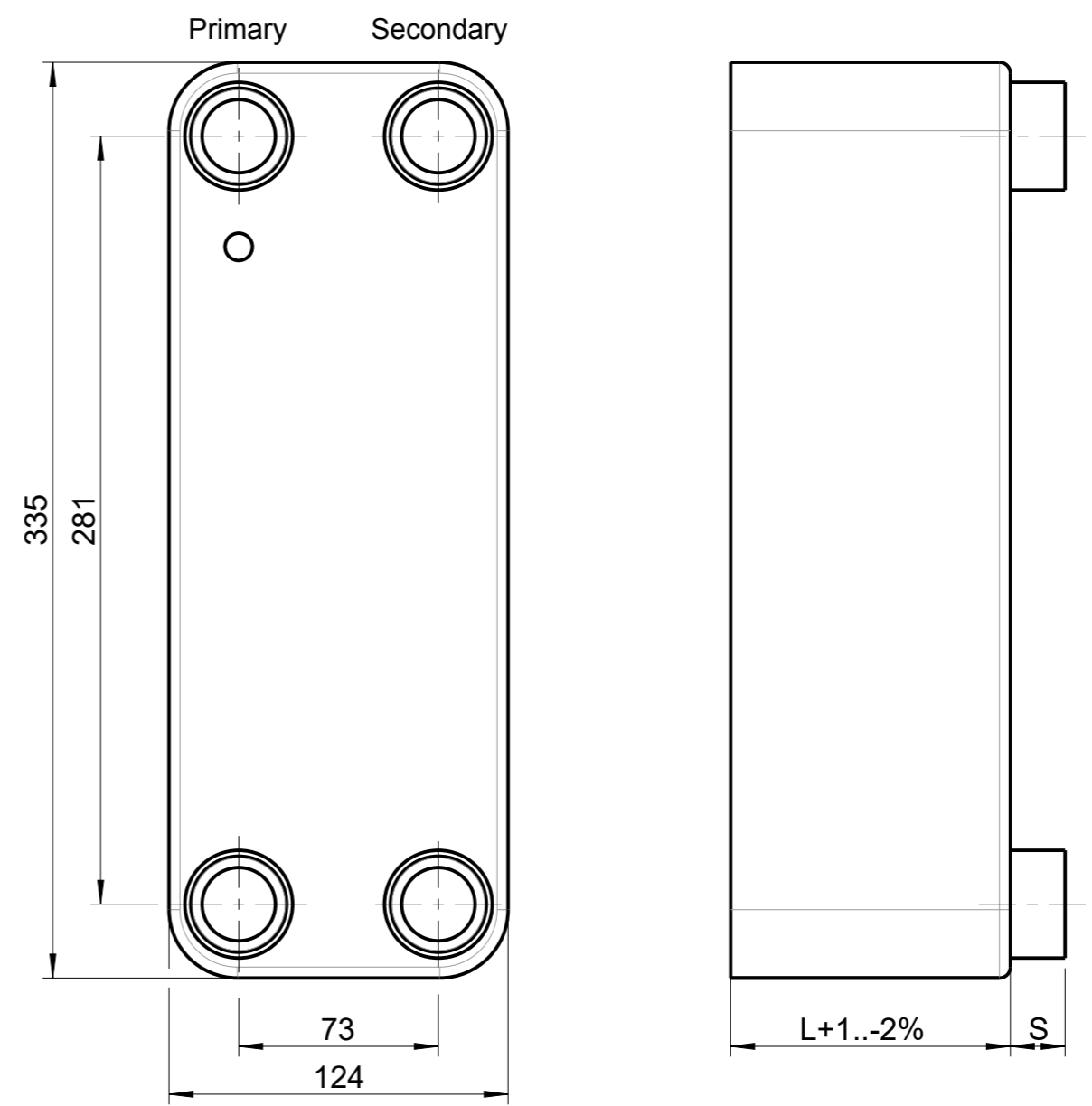
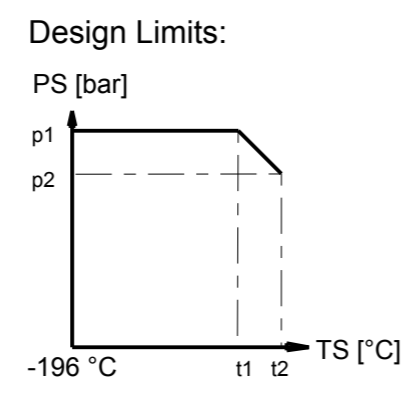
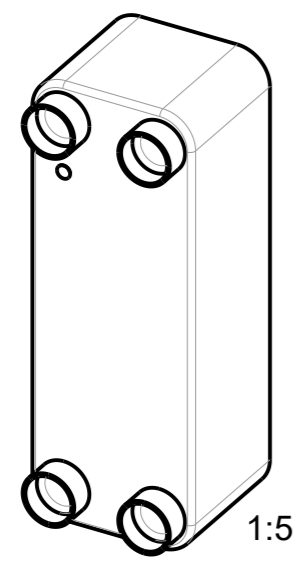


The manufacturer confirms that design, manufacturing and testing of the pressure vessel meet the requirements of the Pressure Equipment Directive 2014/68/EU. Subject to change without prior notice.

1	2	3	4	5	6	7	8		
Kelvion-PHE		Design Limits*		Approvals**	L-Measure***	Material		Empty Weight (kg)	Surface (m ²)
Model	Temperature	Pressure	Plates			Solder			
<input type="checkbox"/> GBH400H-...	t ₁ : -196..+150 °C t ₂ : -196..+200 °C	p ₁ : 45 bar p ₂ : 40 bar	DGRL (PED) EN13445	L=12,3+2,25xN	100	1.4404	Copper	1,60+0,12xN	0,035x(N-2)

*Attention: Connections can reduce the design limits!
 **other approvals on inquiry
 ***valid for 4 connections front, other connection arrangements may result in different values.



Standard Connections				
C-PTL	Size	Length	Primary	Secondary
External Thread				
C	G3/4	S=20,0mm	<input type="checkbox"/>	<input type="checkbox"/>
E	G1	S=20,0mm	<input type="checkbox"/>	<input type="checkbox"/>
EL	G1	S=40,0mm	<input type="checkbox"/>	<input type="checkbox"/>
F	G1 1/4	S=20,0mm	<input type="checkbox"/>	<input type="checkbox"/>
FL	G1 1/4	S=40,0mm	<input type="checkbox"/>	<input type="checkbox"/>
Internal Thread				
P	G3/4	S=20,0mm	<input type="checkbox"/>	<input type="checkbox"/>
R	G1	S=20,0mm	<input type="checkbox"/>	<input type="checkbox"/>
Solder Connections				
NO	3/8" (∅ 9,9mm)	S=20,0mm	<input type="checkbox"/>	<input type="checkbox"/>
TZ	∅ 10,3mm	S=20,0mm	<input type="checkbox"/>	<input type="checkbox"/>
M	1/2" (∅ 13,0mm)	S=20,0mm	<input type="checkbox"/>	<input type="checkbox"/>
TX	∅ 15,3mm	S=20,0mm	<input type="checkbox"/>	<input type="checkbox"/>
O	5/8" (∅ 16,3mm)	S=20,0mm	<input type="checkbox"/>	<input type="checkbox"/>
TU	∅ 18,3mm	S=20,0mm	<input type="checkbox"/>	<input type="checkbox"/>
N	3/4" (∅ 19,5mm)	S=20,0mm	<input type="checkbox"/>	<input type="checkbox"/>
H	7/8" (∅ 22,35mm)	S=20,0mm	<input type="checkbox"/>	<input type="checkbox"/>
I	∅ 28,35mm	S=20,0mm	<input type="checkbox"/>	<input type="checkbox"/>
IA	1 1/8" (∅ 28,7mm)	S=20,0mm	<input type="checkbox"/>	<input type="checkbox"/>
K	1 3/8" (∅ 35,1mm)	S=20,0mm	<input type="checkbox"/>	<input type="checkbox"/>
Additional connections on backplate (Internal Thread)				
OZ	G1/2	S=20,0mm	<input type="checkbox"/>	<input type="checkbox"/>
Other connections on inquiry!				

file name model: GBH400H-1901		file type: ASSEM	file name drawing: GBH400H-1901
Kelvion Brazed PHE GmbH Remsaer Straße 2a D-04603 Nobitz-Wilchwitz Tel. 03447-5539-0 Fax. 03447-5539-30		All measurements without tolerances are subject to the specified tolerance values of the document "technical dimensions" from Kelvion Brazed PHE GmbH	
		date	name
		Bear. 01.06.2008	T.Dietrich
		Gepr. 11.06.2020	C.Schmidt
		denomination: Plate Heat Exchanger GBH400H	
		drawing number: GBH400H-1901_EN	
		sheet2	
		2 sheet	
(a)	1,6+0,13->1,6+0,12	04.02.19	Pennd.
(a)	Hinweis Toleranz	04.02.19	Pennd.
(a)	11,8+2,24 zu 12,3+2,25	04.02.19	Pennd.
stat	change	date	name

